


## Power Sections

22 East Lake Crescent N.E., Airdrie, Alberta, Canada, T4A 2H3  
 Ph: (587) 775-7777  
 www.spirasystems.com



Stator Specifications	
	Inches
Overall Length	250.0
Tube O.D.	5.13
Tube I.D. at Terminal	4.00
Rubber Cut Back Top	8.0
Rubber Cut Back Bottom	8.0
Weight (lb)	615
Tube Material	4140-4145
To be threaded and ID Banded by customer	

Rotor Specifications	
	Inches
Overall Length	233.0
Contour Length	256.3
Major Diameter	3.212
Eccentricity	0.174
Head Diameter	3.500
Gunbored Weight (lb)	379
Solid Weight (lb)	430
Material	17-4PH
Coating option 1	Chrome
Coating option 2	Carbide
To be threaded by customer	

Performance Specifications	
Flow Range (GPM)	100 - 320
Speed Range (RPM)	85 - 250
Torque Slope (ft-lbs/psi)	2.904
Rotation (rev/Gal)	0.825
Stall Torque (ft-lbs)	10,750
Operating Parameters	
Max Diff Pressure (psi)	2,450
Torque (ft-lbs)	7,150
Flow Rate (GPM)	300
Full Load RPM	172 at 300 GPM

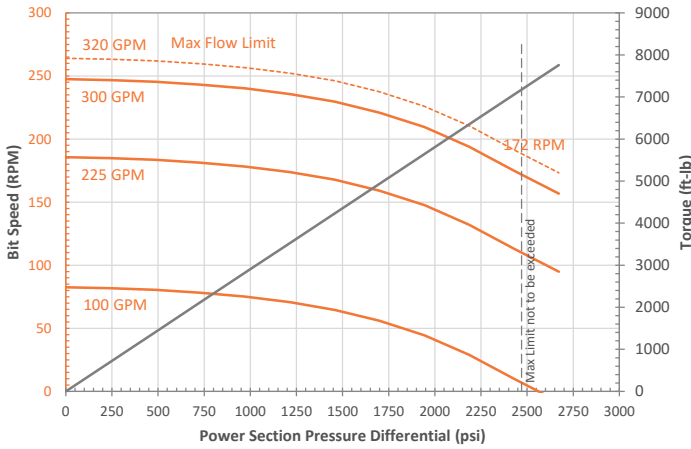
Minor Diameter Fit Details (at 68°F)					
Size Band	Nominal Fit (in.)**	Minor Dia (in.)*	Nominal Fit (in.)**	Minor Dia (in.)*	Operating Temp Optimal
	Vector Measurements		True Size Laser Measurements		
1.0T	-	-	-	-	-
0.5T	-	-	-	-	-
STD	-0.003	2.867	0.002	2.862	155 - 290 °F
0.5L	-0.013	2.877	-0.008	2.872	195 - 300 °F
1.0L	-0.023	2.887	-0.018	2.882	230 - 300 °F
1.5L	-	-	-	-	-
2.0L	-	-	-	-	-
Minor Shrinkage (in./°F)					0.00025

All default tolerances are +/- 0.015 unless otherwise explicitly agreed upon with Spira Systems. Call for availability of sizes not listed.

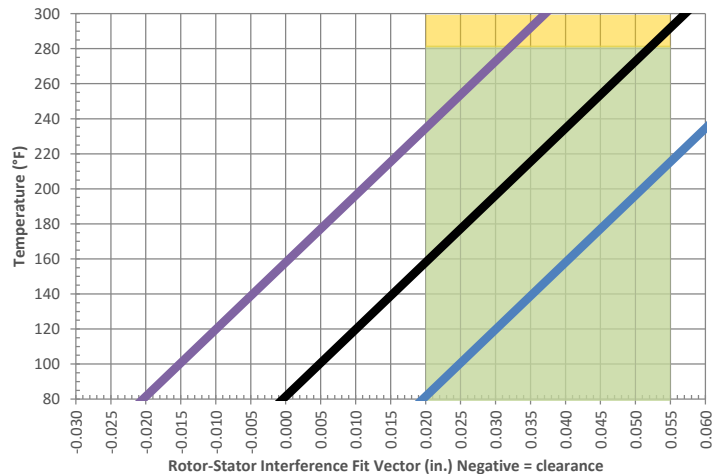
\*Approximate Vector/laser gauge conversion: 0.005 ± 0.005

\*\*Negative fits indicate clearance fit at room temperature using nominal new rotor

\*\*\*Best operating temperatures are based on new stators subject to normal thermal expansion conditions. Operators may wish to consider swell and run life when selecting sizes.



----- Expected slightly reduced torque when operating at this flow limit  
 - - - - - Expect reduced life when operating at this pressure limit for extended periods of time



1. Choose desired operating temperature
  2. Read across to middle of shaded region
  3. Follow **slope** down to room temperature to determine which fit to order
- Acceptable Fit at Reduced Diff
  - Optimal Operating Fit Range
  - 1L Size Band
  - STD Size Band
  - 1T Size Band

Performance curves are for reference only. Actual power section performance may vary depending on operating conditions (e.g. chosen rotor/stator interference fit, possible rubber swelling by drilling fluid, rotor and stator wear, actual downhole temperature, actual stator temperature, physical and chemical properties of the drilling fluid and other factors encountered downhole). The torque may exceed that specified for the connected components. Operating above the recommended limits may result in damage to the power section and connected components which will be the liability of the operator. Data subject to change without notice. Visit [www.spirasystems.com](http://www.spirasystems.com) for most up to date information.