


Power Sections

22 East Lake Crescent N.E., Airdrie, Alberta, Canada, T4A 2H3
 Ph: (587) 775-7777
 www.spirasystems.com



Stator Specifications	
Overall Length (in.)	187.0 [4750 mm]
Tube O.D. (in.)	5.00 [127 mm]
Tube I.D. (in.)	3.75 [95 mm]
Rubber Cut Back Top (in.)	8.0
Rubber Cut Back Bottom (in.)	8.0
Weight (kg)	215
Tube Material	4140-4145
To be threaded and ID Banded by customer	

Rotor Specifications	
Uses Conv. Rotors	
Overall Length (in.)	178.0 [4521 mm]
Contour Length (in.)	172 [4375 mm]
Major Diameter (in.)	2.945
Eccentricity (in.)	0.163
Head Diameter (in.)	2.750
Bored Weight (kg)	107
Solid Weight (kg)	124
Material	17-4PH
Coating option 1	Chrome
Coating option 2	Carbide
To be threaded by customer	

Performance Specifications	
Flow Range (lpm)	550 - 1300
Speed Range (RPM)	75 - 150
Torque Slope (ft-lb/kPa)	0.773
Rotation (rev/l)	0.138
Stall Torque (ft-lb)	7,950
Operating Parameters	
Max Diff Pressure (kPa)	7,700
Torque (ft-lb)	5,800
Flow Rate (lpm)	1,100
Full Load RPM	106 at 1100 lpm

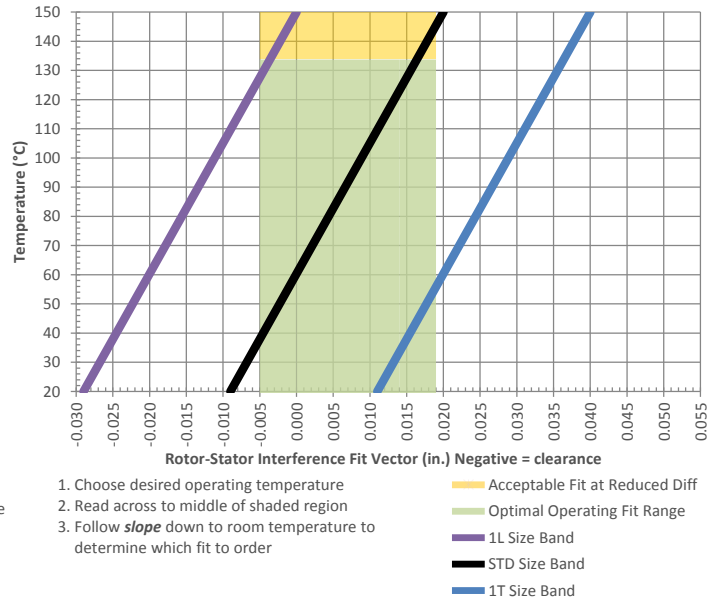
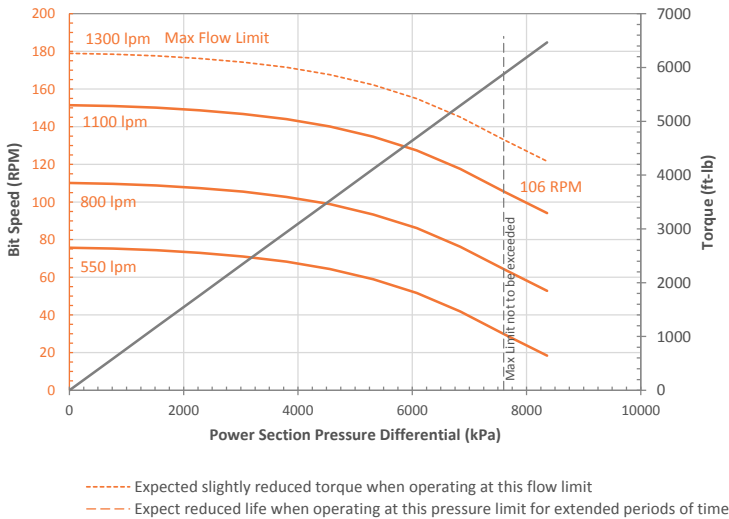
Minor Diameter Fit Details (at 20°C)					
Size Band	Nominal Fit (in.)**	Minor Dia (in.)*	Nominal Fit (in.)**	Minor Dia (in.)*	Operating Temp Optimal
	Vector Measurements		True Size Laser Measurements		
1.0T	-	-	-	-	-
0.5T	0.001	2.618	0.011	2.608	20 - 50 °C
STD	-0.009	2.628	0.001	2.618	65 - 95 °C
0.5L	-0.019	2.638	-0.009	2.628	110 - 140 °C
1.0L	-	-	-	-	-
1.5L	-	-	-	-	-
2.0L	-	-	-	-	-
Minor Shrinkage (in./°C)					0.00022

All default tolerances are +/- 0.015 unless otherwise explicitly agreed upon with Spira Systems. Call for availability of sizes not listed.

*Approximate Vector/laser gauge conversion: 0.010 ± 0.005

**Negative fits indicate clearance fit at room temperature using nominal new rotor

***Best operating temperatures are based on new stators subject to normal thermal expansion conditions. Operators may wish to consider swell and run life when selecting sizes.



Performance curves are for reference only. Actual power section performance may vary depending on operating conditions (e.g. chosen rotor/stator interference fit, possible rubber swelling by drilling fluid, rotor and stator wear, actual downhole temperature, actual stator temperature, physical and chemical properties of the drilling fluid and other factors encountered downhole). The torque may exceed that specified for the connected components. Operating above the recommended limits may result in damage to the power section and connected components which will be the liability of the operator. Data subject to change without notice. Visit www.spirasystems.com for most up to date information.