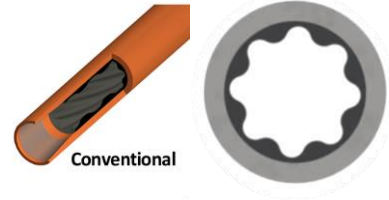


Power Sections

22 East Lake Crescent N.E., Airdrie, Alberta, Canada, T4A 2H3
 Ph: (587) 775-7777
 www.spirasystems.com



Stator Specifications	
Overall Length (in.)	250.0 [6350 mm]
Tube O.D. (in.)	5.00 [127 mm]
Tube I.D. (in.)	4.00 [102 mm]
Rubber Cut Back Top (in.)	8.0
Rubber Cut Back Bottom (in.)	8.0
Weight (kg)	255
Tube Material	4140-4145
To be threaded and ID Banded by customer	

Rotor Specifications	
Overall Length (in.)	241.0 [6121 mm]
Contour Length (in.)	235 [5969 mm]
Major Diameter (in.)	3.018
Eccentricity (in.)	0.192
Head Diameter (in.)	2.900
Bored Weight (kg)	147
Solid Weight (kg)	171
Material	17-4PH
Coating option 1	Chrome
Coating option 2	Carbide
To be threaded by customer	

Performance Specifications	
Flow Range (lpm)	600 - 1300
Speed Range (RPM)	130 - 280
Torque Slope (ft-lb/kPa)	0.461
Rotation (rev/l)	0.214
Stall Torque (ft-lb)	8,300
Operating Parameters	
Max Diff Pressure (kPa)	13,700
Torque (ft-lb)	6,200
Flow Rate (lpm)	1,300
Full Load RPM	191 at 1300 lpm

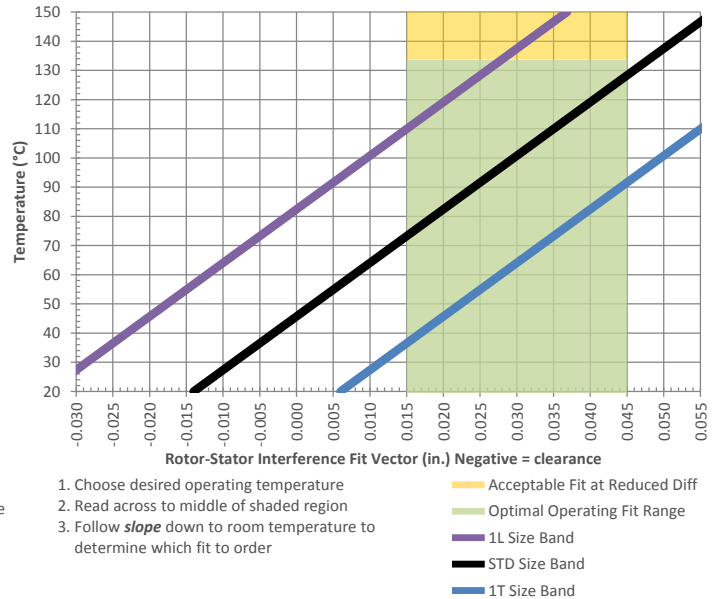
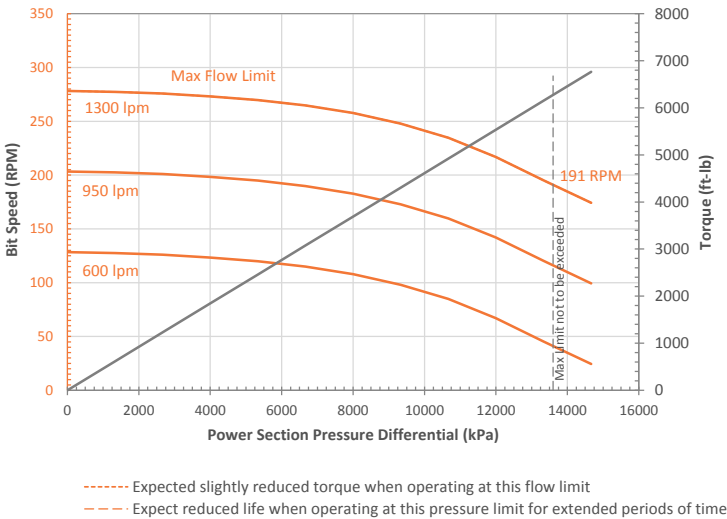
Minor Diameter Fit Details (at 20°C)					
Size Band	Nominal Fit (in.)**	Minor Dia (in.)*	Nominal Fit (in.)**	Minor Dia (in.)*	Operating Temp Optimal
	Vector Measurements		True Size Laser Measurements		
1.0T	0.006	2.628	0.016	2.618	45 - 75 °C
0.5T	-0.004	2.638	0.006	2.628	65 - 95 °C
STD	-0.014	2.648	-0.004	2.638	85 - 115 °C
0.5L	-0.024	2.658	-0.014	2.648	100 - 130 °C
1.0L	-0.034	2.668	-0.024	2.658	120 - 150 °C
1.5L	-	-	-	-	-
2.0L	-	-	-	-	-
Minor Shrinkage (in./°C)					0.00054

All default tolerances are +/- 0.015 unless otherwise explicitly agreed upon with Spira Systems. Call for availability of sizes not listed.

*Approximate Vector/laser gauge conversion: 0.010 ± 0.005

**Negative fits indicate clearance fit at room temperature using nominal new rotor

***Best operating temperatures are based on new stators subject to normal thermal expansion conditions. Operators may wish to consider swell and run life when selecting sizes.



Performance curves are for reference only. Actual power section performance may vary depending on operating conditions (e.g. chosen rotor/stator interference fit, possible rubber swelling by drilling fluid, rotor and stator wear, actual downhole temperature, actual stator temperature, physical and chemical properties of the drilling fluid and other factors encountered downhole). The torque may exceed that specified for the connected components. Operating above the recommended limits may result in damage to the power section and connected components which will be the liability of the operator. Data subject to change without notice. Visit www.spirasystems.com for most up to date information.